


Reception Home Learning

29th June 2020



Don't forget to look on Tapestry for challenges set by Mrs Kraja! If you need help logging in, Please contact help@boxgrove.greenwich.sch.uk

Don't forget to check out the new story on our website, read by Miss Buchanan.

<https://www.boxgrove.greenwich.sch.uk/parents/at-home-work/storytime/>

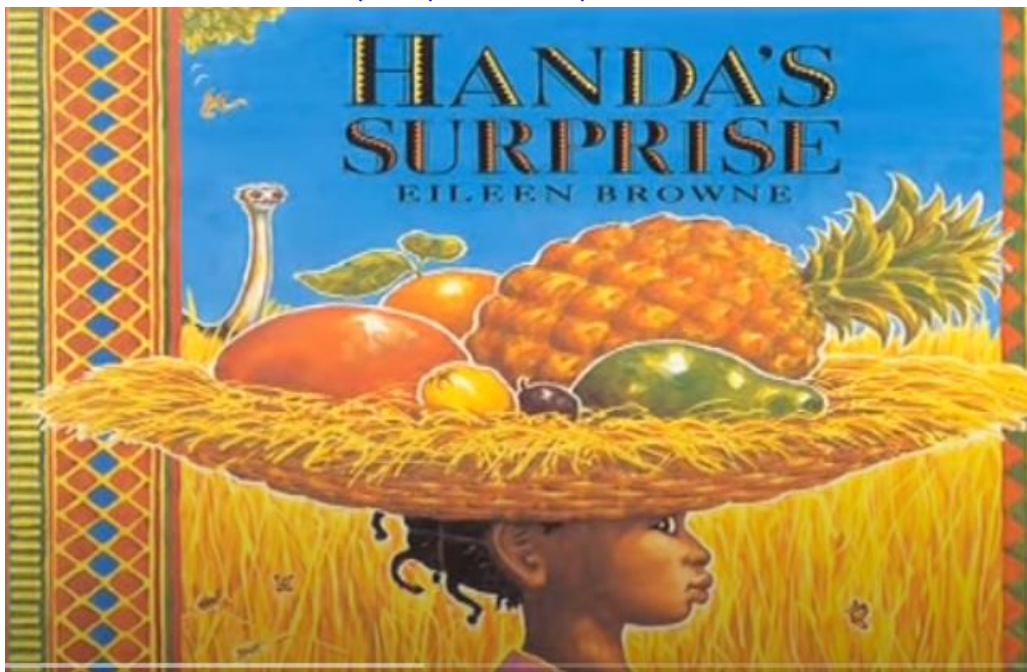


This week we will be looking at Healthy Eating.

The book we will be reading is Handa's Surprise.

Please follow this link to the story:

https://youtu.be/XyIV_xYiOas



Enjoy singing this healthy eating song:

<https://youtu.be/5dR22hbIn6w>

Monday: We will introduce the book by looking at the cover. What do you think the surprise is? Have you ever made a surprise for someone? Maybe for your mum or dad, for a brother or sister, or even a friend. Discuss it with your adult. Remember to use the past tense because the event has already happened.

Tuesday: We will look at an African Safari video to introduce the animals in the story. <https://youtu.be/u0EN8itpQZo>. Write the animal's name and try to describe it. What is it like? Tall, heavy, spotty, sleepy, loud. Which animal is your favourite? Why?

Wednesday: We will look at fruits and we will be having a fruit tasting in school. It would be nice for you to go to the shop and explore one or 2 fruits your child has never tasted before and try it. How will you describe it? Sharp, sweet, sour, yellow, green, juicy.



See below some fruits examples. You can cut, stick and write a caption under each one.

Thursday and Friday: We will use speech bubbles to give a voice to the animals in the story. What are they saying?

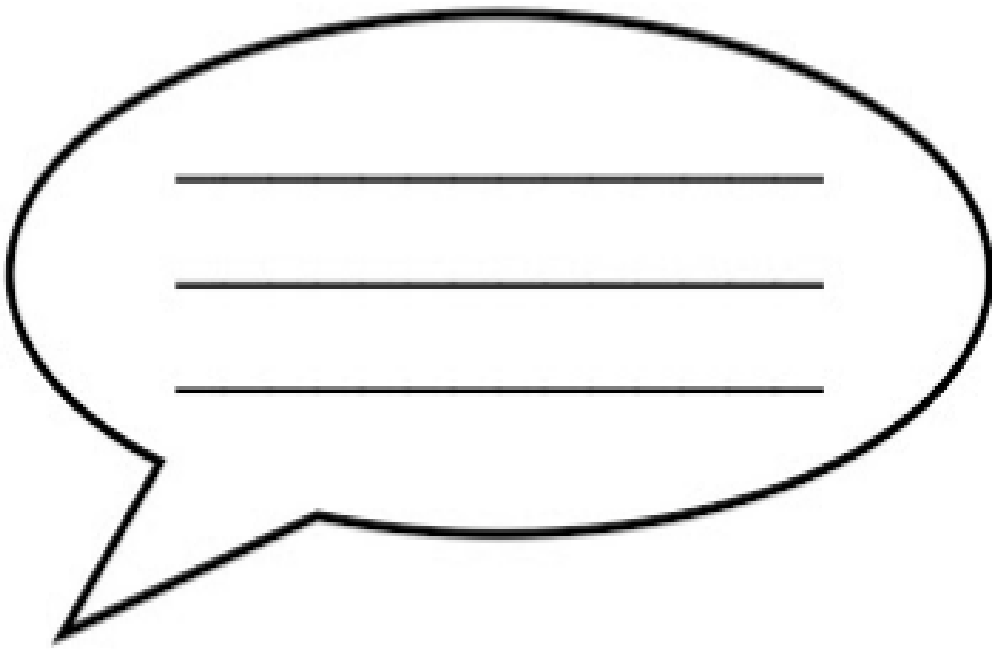
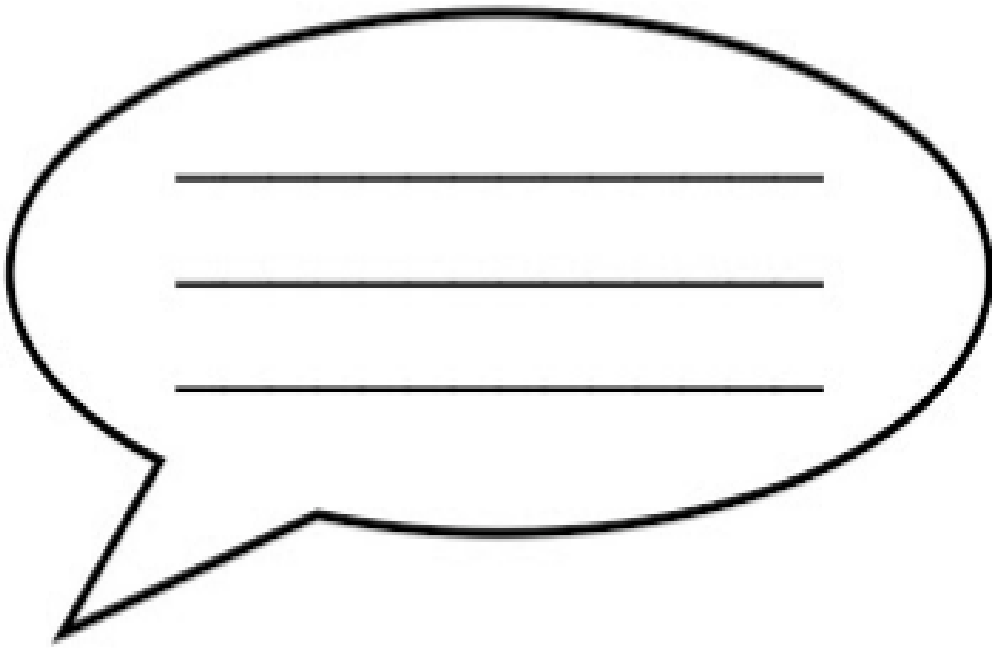
See below some pictures of the story and the speech bubbles to complete.

You can fold a piece of paper in half and make your own Handa's surprise comic book!

It would be lovely to see your children's work uploaded on **Tapestry**.







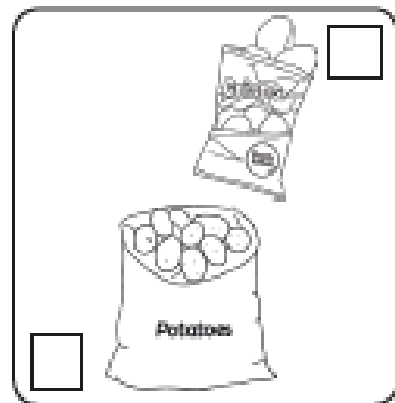
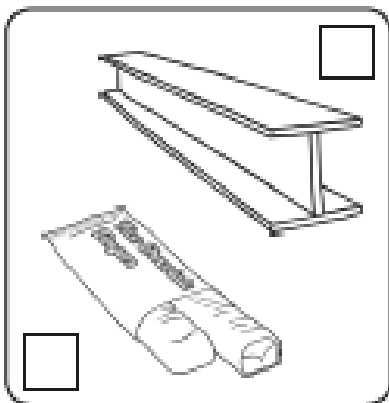

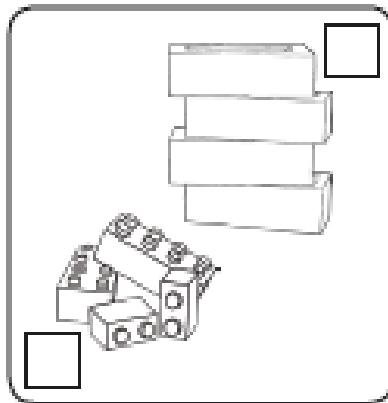



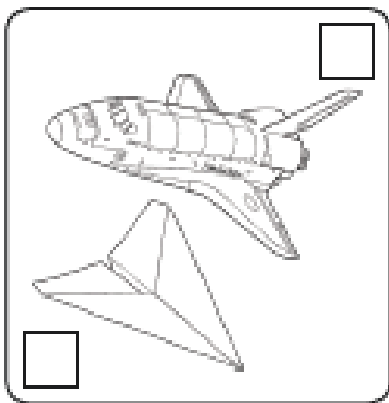
In math we will be exploring weight.

Monday: We will be sorting light and heavy objects by comparing them.

You can try this worksheet.

Light or Heavy?

Tick the object that is heaviest.




Tuesday: We will be comparing weights by measuring with a balance scale. We will be choosing different objects. We will predict which one will be heavier or lighter and we will check by measuring. You can try it with a kitchen scale and using fruits and vegetables.

Wednesday: We will be using cubes to measure how heavy an object is. You can try to use teaspoons, cups or dried beans.

Thursday: We will be putting the objects we measured on Wednesday in groups of 3 and we will order them from lightest to heaviest.

Lightest to Heaviest

Cut out and order the following items from lightest to heaviest.



Friday: We will be solving words problems .Here are some examples.

Mass and Weight

Compare, Describe and Solve Practical Problems for Mass and Weight.

1. Which of these might be the heaviest?

- a) a house b) the Earth c) an elephant d) a book

2. Which of these would be the lightest?

- a) car b) train c) bicycle

3. Would these items weigh more or less than a big box of cereal?

- a) an apple
b) a newspaper
c) a baby

4. Which pair of objects would weigh the most?

- a) the Moon and a feather b) a car and a ship c) a skyscraper and a house

In Phonics we will continue to revise tricky words as well as the diagraphs 'oo' and 'ar'.

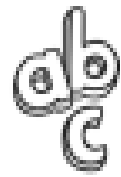
You can also find short videos on BBC Bitesize.

You can still use Phonics Play website as all the resources are free.










Username: March20

Password: home .

Find and Write the 'oo' Words (long oo sound)



Write the words and then colour the ones with an 'oo' sound in them.

 _____	 _____	 _____
 _____	 _____	 _____
 _____	 _____	 _____

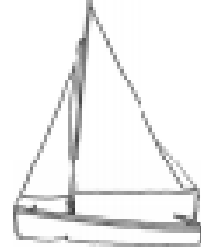
Find and Write the 'ar' Words



Write the words and then colour the ones with an 'ar' sound in them.



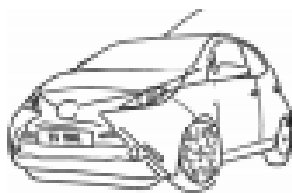




























Phase 3 Roll and Read - ar

	bar	car	bark	card	cart
	hard	jar	park	Mark	shark
	car	card	hard	park	shark
	Mark	jar	card	bark	bar
	bark	hard	Mark	shark	cart
	shark	car	bark	hard	jar

Phase 3 Roll and Read - Long oo

	too	zoo	boot	hoof	zoom
	food	root	moon	soon	boom
	zoo	hoof	food	moon	boom
	soon	root	zoom	boot	too
	moon	boot	too	food	zoom
	boom	root	zoo	hoof	boot

Autumn Woodland Trail

Phase 3 'oo' and 'ar' words

Roll a dice and move that number of spaces along the woodland trail. Read the 'oo' and 'ar' words and move one space forward for each one you get right. Watch out for woodland dangers and good luck!

Start

car

zoo

card

wool

part

moon

farm

See a fox!
Go back 2.

park

food

See a squirrel!
Go back 2.

look

dark

See a bird!
Go back 2.

cart

roof

See a deer!
Go back 2.

book

sharp

cool

yard

wood

Finish!

booth

shark

See an owl!
Go back 2.

zoom

hard



PHSCE

On Monday and Wednesday we will watch and discuss these growth mindset videos.

<https://youtu.be/vRQkxeBDEF0>

<https://youtu.be/rUJkbWNnNy4>

On Tuesday and Thursday we will be following these 'Peace Out' relaxations videos.

<https://youtu.be/ZBnPlqQFPKs>

https://youtu.be/9_vEZTrmtyA

On Friday we will watch a video about the brain and how it works.

<https://youtu.be/mFuHKJqpxPw>

You can try to make your brain hat too!