


Monday

<https://whiterosemaths.com/homelearning/year-3/> Scroll down to week 3 (w/c 4th May) and watch Lesson 1 - Convert pounds and pence.


Afterwards, complete the worksheet below.

Convert pounds and pence


1 a) Circle £1




b) Circle £1



c) Circle £1




d) Circle £10



White Rose Maths logo

2 How many 1p coins do you need to make £1?

3 Write the price of each item in pence.

RoboBoy  £1 and 24p p

 £2 and 24p p

 £6 and 45p p

4 Write each amount in pounds and pence.

a) 274p = £ and p b) 592p = £ and p

374p = £ and p 591p = £ and p

474p = £ and p 590p = £ and p

c) $111\text{p} = \text{£} \square$ and \square p

d) $405\text{p} = \text{£} \square$ and \square p

5 Annie has some coins.



a) How much money does Annie have? $\text{£} \square$ and \square p

b) What is 10p more? $\text{£} \square$ and \square p

What is 10p less? $\text{£} \square$ and \square p

c) What is 100p more? $\text{£} \square$ and \square p

What is 100p less? $\text{£} \square$ and \square p

6 What amount is represented in each box?



$\text{£} \square$ and \square p



$\text{£} \square$ and \square p



$\text{£} \square$ and \square p

7 Eva empties out her money box.



How much money was in her money box? $\text{£} \square$ and \square p

How did you count the coins? Compare with a partner.

8 a) What is the fewest number of coins you can use to represent 315p?

b) Use 6 coins to make an amount that is more than £3, but less than £4. Draw your answer.



Compare answers with a partner.

Tuesday

<https://whiterosemaths.com/homelearning/year-3/> Scroll down to week 3 (w/c 4th May) and watch Lesson 2 – Add money.

Afterwards, complete the worksheet below.

Add money

Write
Rose
Maths

1 Complete the part-whole models.

a)

A part-whole model for problem a). At the top is a circle containing a box with '£' and 'and' above it, and another box with 'p' below it. Two lines connect this top circle to two bottom circles. The left bottom circle contains two 5p coins. The right bottom circle contains one 2p coin and one 1p coin.

b)

A part-whole model for problem b). At the top is a circle containing a box with '£' and 'and' above it, and another box with 'p' below it. Two lines connect this top circle to two bottom circles. The left bottom circle contains one 5p coin and one 2p coin. The right bottom circle contains one 2p coin, one 1p coin, and one 1p coin.

- 2 Dora buys two birthday cards.



Complete the sentences to show how much money Dora spends.

$$£ \square + £ \square = £ \square$$

$$\square \text{ p} + \square \text{ p} = \square \text{ p}$$

Dora spends £ and p.

- 3 Complete the number sentences.

a) £3 and 12p + £5 and 12p = £ and p

b) £3 and 30p + £5 and 30p = £ and p

c) £3 and 50p + £5 and 50p = £ and p


d) £4 and 50p + £5 and 50p = £ and p

What do you notice?

- 4 Brett has £6 and 55p.
Aisha has £2 and 55p.
How much money do they have altogether?

£ and p

- 5 Annie and Alex are having pizza for lunch.

Tomato pizza	£5 and 40p	
Vegetable pizza	£7 and 75p	
Potato wedges	£1 and 79p	
Cheese bites	£2 and 83p	

- a) Annie orders a tomato pizza and cheese bites.
How much does it cost?

£ and p

- b) Alex has £10
She wants to buy potato wedges and a vegetable pizza.
Does she have enough money? _____
Explain your answer.




- 6 Mo buys a cap for £6 and 50p.
He also buys a key ring.
He spends £10 in total.
How much does the key ring cost?



£ and p

- 7 Complete the bar models.



- 8 Eva has £6 to spend.



What can Eva buy?

Compare answers with a partner.

Wednesday

<https://whiterosemaths.com/homelearning/year-3/> Scroll down to week 3 (w/c 4th May) and watch Lesson 3 – Subtract money.

Afterwards, complete the worksheet below.

Subtract money

White Rose Maths

1 Complete the part-whole models.

a)

b)

2 Tommy has £5 and 75p in his pocket.



He puts £2 and 50p in his money box.

How much is left in his pocket?

£ and p

3 Whitney has £4 and 80p.

She buys this pair of socks.

How much money does Whitney have left?



£ and p

4 Complete the statements.

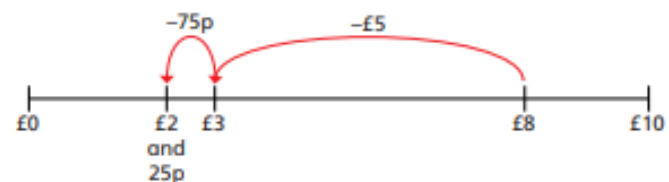
a) £8 and 65p – £5 and 25p = £ and p

b) £8 and 65p – £5 and 65p = £ and p

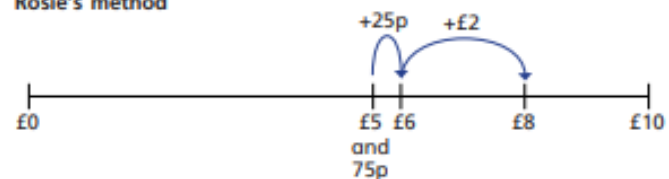
c) £8 and 65p – £8 and 30p = £ and p

5 Amir and Rosie use a number line to subtract £5 and 75p from £8

Amir's method



Rosie's method



Amir and Rosie both get £2 and 25p as their answer.

a) Explain each of these methods to a partner.

b) Whose method do you prefer? _____

Explain why.



6 Complete the number sentences.

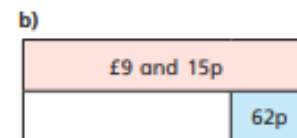
a) £3 and 50p – £1 and 20p = £ and p

b) £3 – £1 and 50p = £ and p

c) £6 and 15p – £2 and 85p = £ and p

d) £8 and 7p – £3 and 54p = £ and p

7 Complete the bar models.




Thursday


<https://whiterosemaths.com/homelearning/year-3/> Scroll down to week 3 (w/c 4th May) and watch Lesson 4 - Multiply and divide by 3.

Afterwards, complete the worksheet below.


The 3 times-table

1 Complete the multiplications.

a) 
 × =

b) 
 × =

2 Dani makes an array using counters.



Write two multiplication and two division facts represented by the array.

<input type="text"/>	×	<input type="text"/>	=	<input type="text"/>
<input type="text"/>	×	<input type="text"/>	=	<input type="text"/>
<input type="text"/>	÷	<input type="text"/>	=	<input type="text"/>
<input type="text"/>	÷	<input type="text"/>	=	<input type="text"/>

3 Complete the number sentences.

a) $6 \times 3 = \square$

d) $\square \div 3 = 5$

b) $3 \times \square = 27$

e) $12 \times 3 = \square$

c) $\square \div 11 = 3$

f) $\square \times 3 = 0$

4 Complete the number sentences.

a) $2 \times 3 = \square$

b) $6 = 3 \times \square$

$4 \times 3 = \square$

$12 = 3 \times \square$

$8 \times 3 = \square$

$18 = 3 \times \square$

What patterns do you notice?

5 Write $<$, $>$ or $=$ to compare the statements.

a) $33 \div 11$ ○ 3

d) 6×3 ○ $6 \div 3$

b) 27 ○ $30 \div 3$

e) 3×6 ○ $18 \div 3$

c) $9 \div 3$ ○ 3×6


f) 0×3 ○ $3 \div 3$

- 6 Colour all the numbers in the 3 times-table.

1	2	3	4	5	6	7	8	9	10
11	12	13	14	15	16	17	18	19	20
21	22	23	24	25	26	27	28	29	30
31	32	33	34	35	36	37	38	39	40
41	42	43	44	45	46	47	48	49	50

What two patterns do you notice?

- 7 Work out the missing values in each bar model.



- 8 Mo has 7 packets of 3 stickers.
Eva has 3 packets of 9 stickers.
Who has the greatest number of stickers? _____



- 9 a) Complete the multiplications.

Are the answers odd or even? Tick your answer.

	odd	even
$1 \times 3 = 3$	<input type="checkbox"/>	<input type="checkbox"/>
$2 \times 3 = \square$	<input type="checkbox"/>	<input type="checkbox"/>
$3 \times 3 = \square$	<input type="checkbox"/>	<input type="checkbox"/>
$\square \times 3 = 12$	<input type="checkbox"/>	<input type="checkbox"/>

- b) What would the next multiplication be?

$$\square \times 3 = \square$$

- c) What do you notice about the products?

- d) Will the product of 11×3 be odd or even? _____

- 10 Use the fact that $12 \times 3 = 36$ to work out the calculations.

$$13 \times 3 = \square$$

$$3 \times 15 = \square$$

$$14 \times 3 = \square$$

$$24 \times 3 = \square$$

How did you work this out?

Did you find the answers in the same way as your partner?


Friday

<https://whiterosemaths.com/homelearning/year-3/> Scroll down to week 3 (w/c 4th May) and watch the Friday Challenge video.

Afterwards, complete the worksheet below.

Clue-Dough Cake

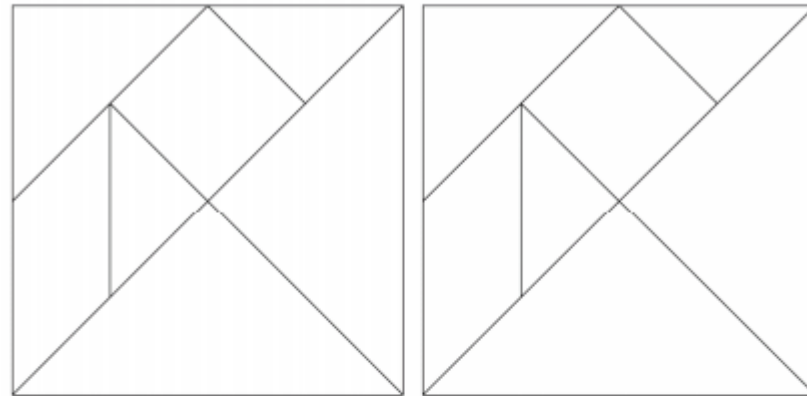
Q1. Here is a tangram.



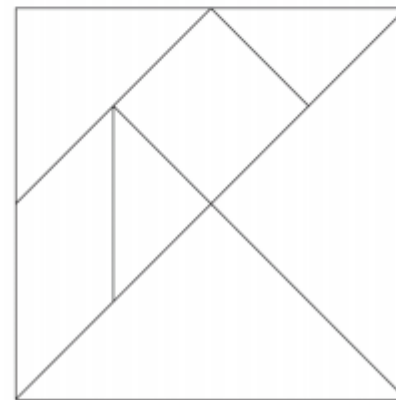
(a) What shapes can you see?

What way can you sort your shapes?

(b) Can you see two different types of trapezium?
Shade them in.



(c) Can you see an irregular hexagon?
Shade it in.



Q2. Cut out your cake so it looks like the tangram.
Can you make any of the following shapes?

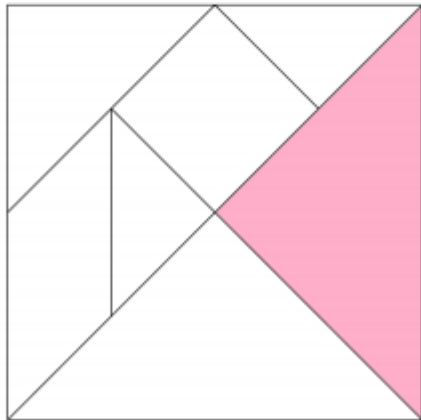
A boat

A cat

A house

Q3. What other shapes can you make?

Q4. What fraction of the whole shape is shaded here?



Shade in more of the diagram so 75% is shaded.