

Safety Card: Instagram




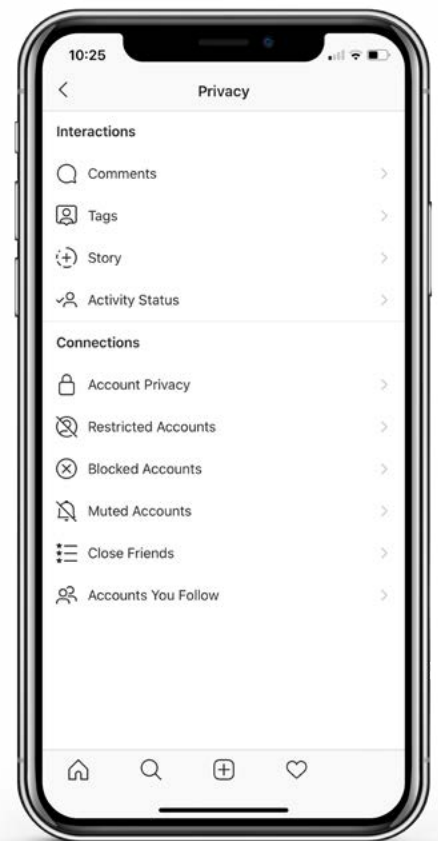
Instagram is a mobile based photo-sharing app which allows users to share pictures and videos either publicly or privately. Just like other social networks, you can interact with other users on Instagram by following them, commenting on their posts, liking their posts, tagging and private messaging. Keep in mind that when your profile is created and set to public, anyone can find and view your profile, along with all of your photos and videos.

Stay safe on Instagram using the instructions on privacy, blocking & reporting below;

Privacy


Set your account to private using these simple instructions;

- On your profile tap  in the top right corner then tap on **Settings**.
- Scroll down and tap on **Privacy**.
- Scroll down and tap on **Account Privacy**.
- Swipe the tab on so it appears blue. This means your account is now private.




Block

Block a user using these simple instructions;

- On the users profile, tap on the .
- Tap **Block**.
- Tap **Block** again to be extra sure the contact has been blocked.

Report

Report a user using these simple instructions;

- Locate the image you wish to report.
- Tap on the  icon.
- Tap **Report**.
- Then select why you are reporting and submit.

For more apps visit;
oursafetycentre.com

